

Recessed luminaire - Micro-prismatic diffuser - direct distribution

Suitable for ceilings with visible T-bars; flat aluminium frame, powered white; steel plate housing; Housing colour traffic white RAL 9016; LED backlight light technology; direct light distribution using non-yellowing microprismatic PMMA diffuser and single lenses, ideal for VDU workstations, UGR19, 65°<3000 cd/m omnidirectional glare reduction in accordance with current DIN-EN 12464-1 standard; Including Dali driver; Flicker < 5%; Electric connection via connection box with 2x0.5mm² connection cable 150mm long including coupling connector, 5-pole plug-type terminal for cable cross-sections up to 5x2.5mm² and strain relief, suitable for feed-through wiring. Protection rating: IP20/IP40 (room). Accessories: for installation in cut-out ceilings, installation frame 60140003100 or for ceiling mounting frame 60110005100

CHARACTERISTICS

Order number	60144036650
EAN number	4020863425136
Commodity code	94051190
Certification mark	IP 40/20, Protection class II, VDU 65°<3000, F, Indoor, CE
Impact resistance (IK rating)	IK02 (-10°C bis 35°C)
Ambient temperatur	ta -10°C to 35°C
Special properties	Ready for IoT
Warranty period	5 years
State funding programs	BEG - Federal funding for efficient buildings (valid only for Germany)

ELECTRICAL ENGINEERING

Controller	Electronic driver DALI2 (1 pcs.)
System output	39W
Mains voltage	230V/50Hz
Circuit breakers (inrush current)	20 pieces/B10, 32 pieces/B16, 33 pieces/C10, 53 pieces/C16
Energy efficiency class/light source	C

LIGHTING TECHNOLOGY

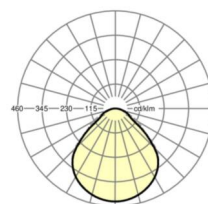

Placement	LED, Colour rendering/Light colour CRI ≥ 80 / 4000K
Colour tolerance (MacAdam)	3SDCM
Nominal luminous flux	4982lm
LED service life	50000h L80/B10 (Tq 35°C/do not cover with insulation wool)
Luminaire luminous efficiency	128lm/W
UGR lat./long.	19.5 / 19.5 (UGR 19 at 4400lm)

MECHANICS

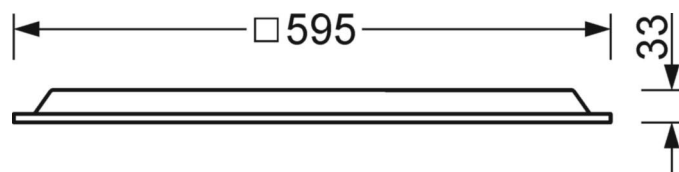
Housing colour	traffic white RAL 9016
Dimensions (LxWxH/DxH)	595mm x 595mm x 33mm
Depth	33mm
Ceiling system	Ceilings with visible T-rails [s-TS] (600x600 mm), cut-out ceilings [AD]
Ceiling cut-out (LxW/D)	623mm x 623mm (when using accessory mounting frame)
Installation depth	145mm [AD]; 145mm [s-TS]; 115mm [s-TS] min
Weight (net)	2.25kg
Type of installation	Recessed mounting, Ceiling installation individual mounting, Ceiling-mounted single installation

DEEP-LINK

<https://www.regiolux.de/en/article/60144036650>



Reference	LED 5000lm 840
ηLB	100 %
Φ ↓/↑	100 % / 0 %
UGR lat./long.	19.5 / 19.5 (UGR 19 at 4400lm)
VDU	65° < 3000cd/m ²



Dimensions

L	595 mm	Length
B	595 mm	Width
H	33 mm	Height
T	33 mm	Depth
DA(L)	623 mm	Cutting dimension length
DA(B)	623 mm	Cutting dimension width
Et(min)	115 mm	Ceiling distance minimum - minimum dimension (visible T-rail)
Et(AD)	145 mm	Ceiling distance minimum (cut-out ceiling)
Et(TS)	145 mm	Ceiling distance minimum - recommended (visible T-rail)
MLTS1	600 mm	Module dimension length (visible T-rail)
MLTS_1/2	600	Module dimension length (visible T-rail) 1/2
MBTS1	600 mm	Module dimension width (visible T-rail)
MBTS_1/2	600	Module dimension width (visible T-rail) 1/2
KL	144 mm	Length luminaire head or box for ballasts
KB	42 mm	Width luminaire head or box for ballasts
KH	29 mm	Height luminaire head or box for ballasts

